

RIRA15 SERIES

15W Din-Rail Power Supply for Industrial Equipment



- Input voltage range 90-264VAC
- Protections: Short Circuit, Over Voltage, Over Current, Over Temperature
- Cooling by free air convection
- 100% burn-in test
- LED indicator for DC power ON
- LED indicator for DC low
- Applications: Factory Automation, Traffic & Transportation System, Other Industrial Applications

3 Year Warranty

Approvals:

Model	Nominal Input voltage (Vac)	Output voltage (Vdc)	Output current (A)	Efficiency Typ.	Ripple (Typ.)	Certificate
RIRA15-12	100-240	12	1.2	80%	12mV	CE, FCC, CB, UL, CUL
RIRA15-24		24	0.65	83%	15mV	CE, FCC, CB, UL, CUL

1. The ripple values are measured at 20MHz of bandwidth by using a 12" twisted pair-wire terminated with 0.1uF & 47uF parallel capacitor under ambient temperature 25 °C at rated input voltage and rated load;
2. The efficiency values are measured under ambient temperature 25 °C at rated input voltage and rated load.

ELECTRICAL - Input			
PARAMETER	CONDITIONS	MIN TYP MAX	UNITS
Input voltage		90 264	Vac
Input frequency		47 63	Hz
Input current	Full load, Vin = 115Vac Full load, Vin=230Vac	0.28 0.15	A
Inrush current	Cold start, Vin = 115Vac Cold start, Vin=230Vac	30 60	A
1.This product is built in inrush limiting circuit to protect the circuit from surge current damages when the power is turned on. Malfunction can occur by repeating the input voltage on and off rapidly. Therefore, sufficient interval should be given between turning on and off the power; 2.To avoid connecting the switch or fuse to input terminal(outside of the power supply), more consideration should be given when selecting the parts that can endure the inrush current			
Stand-by power consumption	Vin=230Vac	1.7	W
Surge voltage	L-N	2	KV

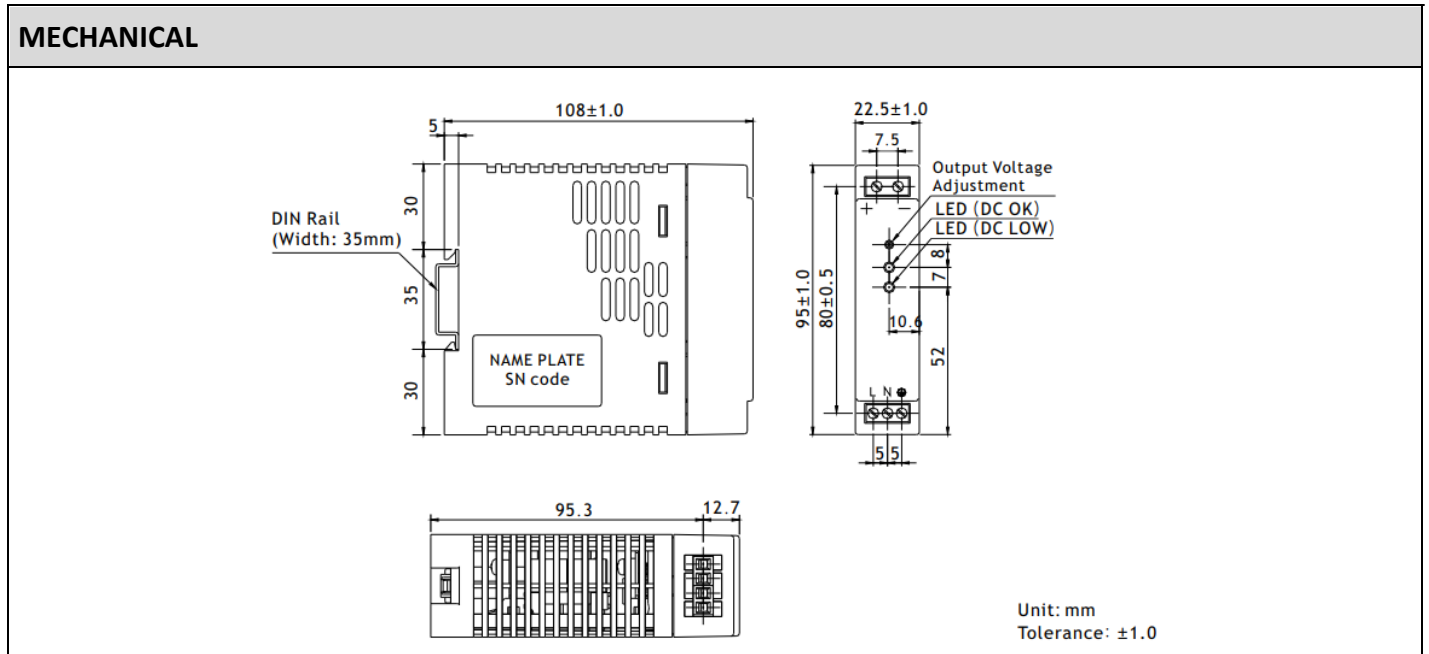
ELECTRICAL - Output			
PARAMETER	CONDITIONS	MIN TYP MAX	UNITS
Output voltage accuracy		±1	%
	RIRA15-12	11.6 - 12.3	V
	RIRA15-24	23.5 - 24.5	V
Output voltage adjustment range	Output voltage can be adjusted within above range by V-ADJ. variable resistance inside of the power supply. When output voltage exceeds the range, the power supply will be in failure or get into over voltage protection mode. To avoid the case that the output voltage is higher than rated voltage, output current should be used under rated current		
Minimum load		0	A
Line regulation	Vin from 100Vac to 240Vac	1	%
Load regulation	Vout from min. to max.	1	%
Turn-on delay time	Full load, Vin=115Vac	100	ms
Hold up time	Full load, Vin=115Vac	20	ms

PROTECTION	
Short circuit	Hiccup mode, it will recover automatically after fault condition is removed
Over voltage	RIRA15-12: over voltage protection value 18V RIRA15-24: over voltage protection value 30V (1)When output voltage exceeds above over voltage protection value or reversal voltage occurs, the protection will be started and the output voltage will be cut off in order to protect the power supply; (2)The power supply will recover after the power is turned on again
Over current	RIRA15-12: over current protection value 1.8A RIRA15-24: over current protection value 0.9A (1) When output voltage exceeds above over current protection value, the protection will be started and the output voltage will be cut off in order to protect the power supply; (2) The power supply will recover automatically after the fault condition is removed
Over temperature	Over temperature protection value: 100±10°C (1)When the ambient temperature exceeds above over temperature protection value, the protection will be started and the output voltage will be cut off in order to protect the power supply; (2)The power supply will recover after the power is turned on again

SAFETY / EMC	
Isolation voltage	I/P-O/P: 3KVac, I/P-FG: 1.5KVac, O/P-FG: 1.5KVac
Insulation resistance	100mQ Max ./500VDC
Safety	Design refer to UL60950-1, EN60950-1
EMC	EN 55022:2010+AC:2011 (CISPR 22:2008) ClassB EN 61000-3-2:2014 (IEC 61000-3-2:2014) EN 61000-3-3:2013 (IEC 61000-3-3:2013) EN 55024:2010 (CISPR 24:2010)

NOTE: Unless otherwise specified, all the above parameters are measured at ambient temperature of 25°C and Vin = 100Vac to 240Vac.

ENVIRONMENT			
PARAMETER	CONDITIONS	MIN TYP MAX	UNITS
Ambient operating temperature	Startup at rated voltage	-25 +70	°C
Operating relative humidity	Non condensing	20 95	%
Storage temperature	Humidity 5 ~ 95% RH	-40 +85	o
MTBF	Full load, 220Vac input, 25°C ambient temperature	200	Khrs
DC-OK led	LED(Green) DC OK LED light will be ON when the power supply is properly operated		
DC-Low led	LED(Red) DC Low LED light will be ON: (1) when output voltage is below 85%(±2.5%) from the rated output voltage; (2) when get over voltage, over current, over temperature and short circuit fault		
Cooling	Free air convection		
Mounting method	Vertical		
Dimension(W x H x D)	22.5 x 95.0 x 108.0mm (0.89x3.74x4.25inch)		
Weight	200g		
Packing	32pcs/8.5kg/0.7cuft/carton Carton size 620 x 260 x 175mm(LxWxH)		

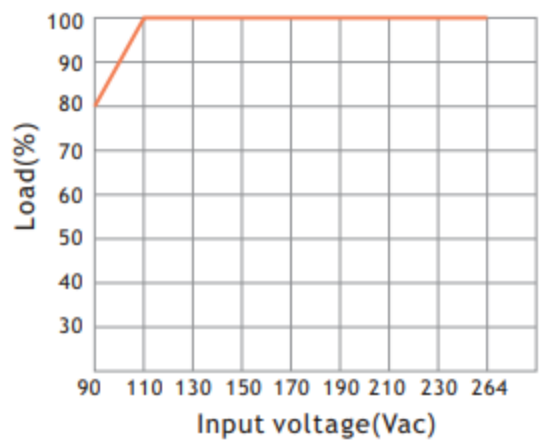
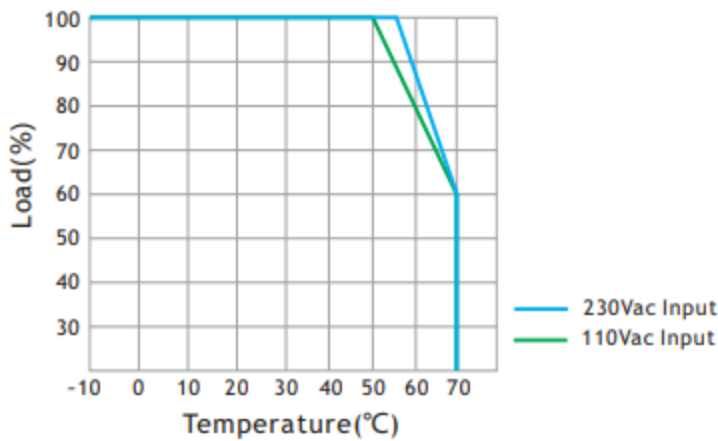


MECHANICAL



Marking	No.	Assignment
+	1	DC(+) Output Terminal
-	2	DC(-) Output Terminal
L	3	AC(L) Input Terminal
N	4	AC(N) Input Terminal
	5	AC Grounding Terminal
V-ADJ.	/	DC Output voltage adjustment trimmer
DC OK	/	DC Output OK indication LED(Green)
DC LOW	/	DC Output Low indication LED(Red)

ELECTRICAL CURVE



BLOCK DIAGRAM

