


LTEA25 SERIES

25W Enclosed Power Supply for IT Equipment



- No Load power consumption<0.5W
- Universal AC input range
- Miniature size,high power density,high efficiency,long life and high reliability Withstand 300VA surge input for 5 sec.
- Output protections: OLP/OVP/SCP
- Wide operating ambient temp (-25°C~70°C), 100% @50°C, 60%@70°C
- All using 105°C long life electrolytic capacitors.
- 100% full load burn-in test
- PCB soldering side with conformal coating
- Suitable for critical applications

3 Year Warranty

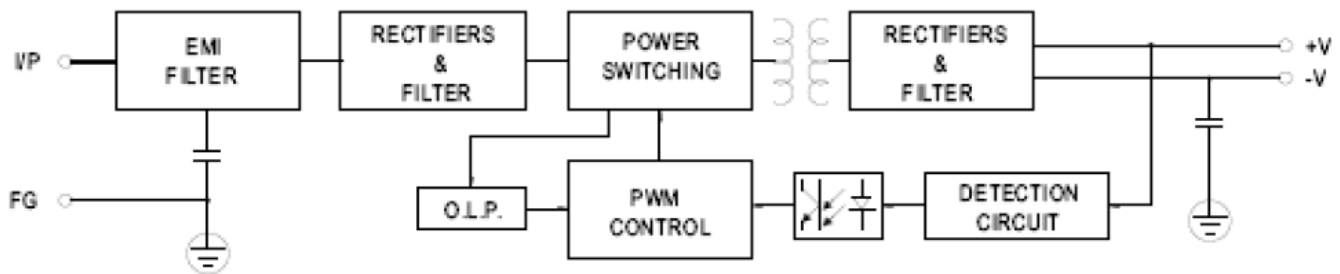
Approvals:

Electrical Specification

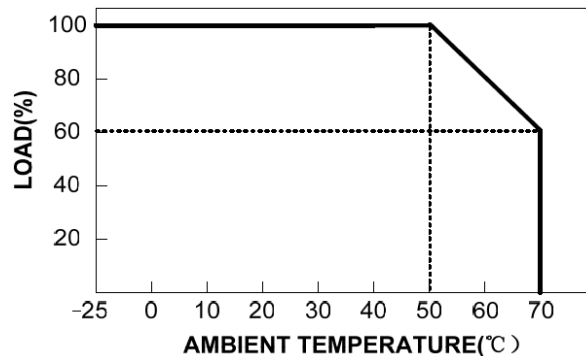
PRODUCT NUMBER		LTEA25-S033050	LTEA25-S050050	LTEA25-S120021	LTEA25-S150016	LTEA25-S240011	
OUTPUT	DC Output	3.3V	5V	12V	15V	24V	
	Rated Current	5A	5A	2.1A	1.6 A	1.1A	
	Current Range	0~5A	0~5A	0~2.1A	0~1.6A	0~1.1A	
	Ripple and Noise Note 2 (-25~70)	<50mV	<50mV	<120mV	<120mV	<120mV	
	Voltage ADJ. Range	-5%~+10% of rated output voltage					
	Voltage Accuracy	±2.0%	±2.0%	±1.0%	±1.0%	±1.0%	
	Line Regulation	±0.5%	±0.5%	±0.5%	±0.5%	±0.5%	
	Load Regulation	±2.0%	±2.0%	±1.0%	±1.0%	±1.0%	
	Set-up Time	< 2.0S (115Vac input, Full load); < 1.0S (230Vac input, Full load)					
	Hold up Time	> 14mS(115Vac input, Full load); > 30mS(230Vac input, Full load)					
	Temperature Coefficient	±0.03%/					
	Overshoot and Undershoot	<5.0%					
INPUT	Voltage Range	90Vac~264Vac, 127~370Vdc					
	Frequency Range	47Hz~63Hz					
	Efficiency (Typical)	115Vac input	70%	76%	80%	82%	84%
		230Vac input	71%	78%	82%	83%	85%
	AC Current (max.)	0.7A	0.7A	0.7A	0.7A	0.7A	
	Inrush Current (Typical)	<20A@115Vac <40A@230Vac Cold start					
Leakage Current	Input—output:<0.25mA Input—PG:<0.75mA						

PROTECTION	Over Load	105%~150% of rated output current, hiccup mode,auto recovery
	Over Voltage	105%~150% of rated output voltage, Constant Voltage
	Short Circuit	Long-term mode, auto recovery
ENVIRONMENT	Operating amb. Temp. & Hum.	-25 ~70 ; 20%~90%RH No condensing (refer to the derating curve)
	Storage Temp. & Hum.	-40 ~85 ; 10%~95%RH No condensing
SAFETY & EMC Note 3	Safety Standards	UL60950-1 2nd Ed; IEC 60950-1:2005(2nd Ed) ;EN60950-1:2006
	Withstand Voltage	Primary-Secondary:3.0KVac; ≤10mA .Primary-PG:1.5KVac; ≤10mA. Secondary-PG:0.5KVDC; ≤10mA.
	Isolation Resistance	≥100M ohms
	EMC Emission	Compliance to EN55022,EN55024 ClassB
	Harmonic Current	Compliance to EN61000-3-2,-3
	EMC Immunity	Compliance to EN61000-4-2,3,4,5,6,8,11;EN55024,EN61000-6-2 heavy industry level
OTHERS	MTBF (MIL-HDBK-217F)	More than 200,000Hrs (25 , Full load)
	Dimension (L*W*H)	79×51×28.8mm
	Packing	48PCS/CTN, 10.4KGS, 0.03CBM
	Cooling method	Cooling by free air convection
NOTE	<p>1. All parameters NOT specially mentioned are measured at 230Vac input, rated load and 25 of ambient temperature.</p> <p>2. Measured at 20MHz of bandwidth by using a 12" twisted pair-wire terminated with a 0.1 uF & 10uF parallel capacitor.</p> <p>3. The SPS is considered a component which will be installed into final equipment. The equipment must be re-confirmed that it still meets EMC directives.</p> <p>4. MEPOS offer accessories for Din-35 rail bar. Please contact sales staff for details.</p>	

Block Diagram



Derating Curve



Mechanical Specifications

