


LTEA150 SERIES

150W Enclosed Power Supply for IT Equipment



- AC input selectable by switch(115Vac/230Vac)
- High Efficiency, and High reliability
- Output protections: OLP/OVP/SCP
- Wide operating ambient temperature (-25°C~70°C)
- All using 105°C long life electrolytic capacitors.
- 100% full load burn-in test

3 Year Warranty

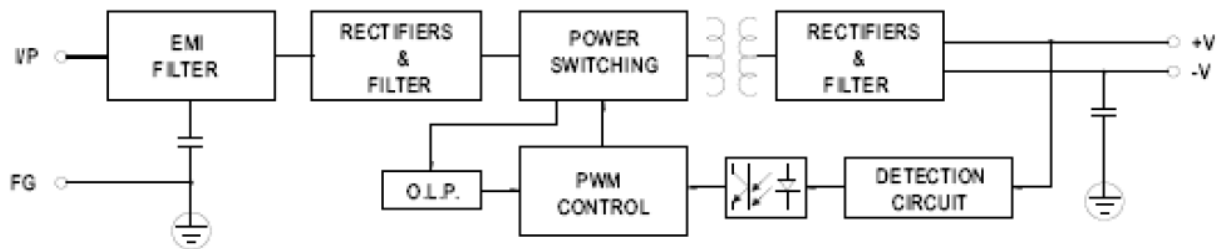
Approvals:

Electrical Specification

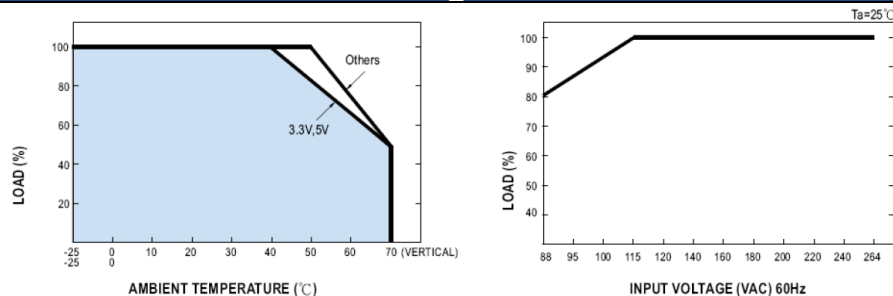
PRODUCT NUMBER		LTEA150-S050260	LTEA150-S120125	LTEA150-S150100	LTEA150-S240065	LTEA150-S480033	
OUTPUT	DC Output	5V	12V	15V	24V	48V	
	Rated Current	26A	12.5A	10A	6.5 A	3.3A	
	Current Range Note 1	0~26A	0~12.5A	0~10A	0~6.5A	0~3.3A	
	Ripple and Noise	0~70°C	<60mV	<120mV	<120mV	<120mV	<200mV
		-25°C	<100mV	<150 mV	<150 mV	<150 mV	<200 mV
	Voltage ADJ. Range	4.6V-5.5V	11.0V-13.0V	13.7V-16.2V	22.4V-27.3V	44.7V-51.7V	
	Voltage Accuracy	±2.0%	±1.0%	±1.0%	±1.0%	±1.0%	
	Line Regulation/	±0.5%	±0.5%	±0.5%	±0.5%	±0.5%	
	Load Regulation	±1.0%	±1.0%	±1.0%	±1.0%	±1.0%	
	Set-up Time	<2.0S (115Vac input, Full load); <1.0S (230Vac input, Full load)					
	Hold up Time	> 10mS(115Vac input, Full load); >20mS(230Vac input, Full load)					
	Temperature Coefficient	±0.03%/°C					
Overshoot and Undershoot	<5.0%						
INPUT	Voltage Range Note 3	88Vac~132Vac/ 176Vac~264Vac					
	Frequency Range	47Hz~63Hz					
	Efficiency (Typical)	115Vac input	78%	83%	83%	85%	85%
		230Vac input	79%	84%	84%	86%	86%
	AC Current (max.)	<3.5A					
	Inrush Current (Typical)	<20A@115Vac <40A@230Vac Cold start					
Leakage Current	Input—output:<0.25mA Input—PG:<3.5mA						

PROTECTION	Over Load	105%~150% of rated output current , hiccup mode,auto recovery
	Over Voltage	120%~150% of rated output voltage, shut down
	Short Circuit	Long-term mode, auto recovery
ENVIRONMENT	Operating amb. Temp. & Hum.	-25°C~70°C; 20%~90%RH No condensing(refer to the derating curve)
	Storage Temp. & Hum.	-40°C~85°C; 10%~95%RH No condensing
SAFETY & EMC (Note 4)	Safety Standards	UL60950-1; EN60950-1; 2006
	Withstand Voltage	Primary-Secondary:3.0KVac; ≤10mA .Primary-PG:1.5KVac; ≤10mA. Secondary-PG:0.5KVDC;≤10mA.
	Isolation Resistance	≥100M ohms
	EMI Conduction&Radiation	Compliance to EN55022(CISPR22)ClassB
	Harmonic Current	Compliance to EN61000-3-2,-3
OTHERS	MTBF (MIL-HDBK-217F)	301649Hrs (25°C, Full load)
	Dimension (L*W*H)	199×98×38mm
	Packing	20PCS/CTN, 15KGS, 0.04CBM
	Cooling method	Cooling by free air convection
NOTE	<ol style="list-style-type: none"> All parameters NOT specially mentioned are measured at rated input, rated load and 25°C of ambient temperature. Measured at 20MHz of bandwidth by using a 12" twisted pair-wire terminated with a 0.1 uF & 47uF parallel capacitor. AC input range selected by switch. The SPS is considered a component which will be installed into final equipment. The equipment must be re-confirmed that it still meets EMC directives. Powerld offer accessories for Din-35 rail bar. Please contact sales staff for details. 	

Block Diagram



Derating Curve



Mechanical Specifications

