

KLQL60V SERIES

60W Single Output Indoor LED Driver

- Universal input voltage range: 90~264Vac
- Constant Voltage output mode
- Waterproof rating IP67
- Built-in active power factor correction
- Class II power, no FG
- Short circuit, over voltage, over current, and over temperature protections
- No flickering

3 Year Warranty

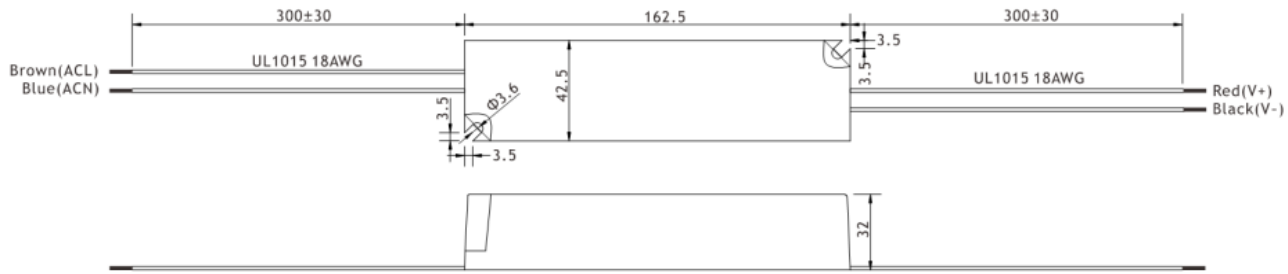
 Approvals: **CE IP67 RoHS2**
ELECTRICAL SPECIFICATIONS

Part Number	Output Current	Output Voltage	Input Current	Power Factor	Efficiency 220V	Line Regulation	Load Regulation	Ripple & Noise
KLQL60V-S12SW	0-4A	12VDC	0.73A (230VAC)	0.5 (230VAC)	83%	2%	3%	5%Vo
KLQL60V-S15SW	0-4A	15VDC			84%			
KLQL60V-S24SW	0-2.5A	24VDC			86%			
KLQL60V-S36SW	0-1.67A	36VDC			87%			
KLQL60V-S48SW	0-1.25A	48VDC			88%			

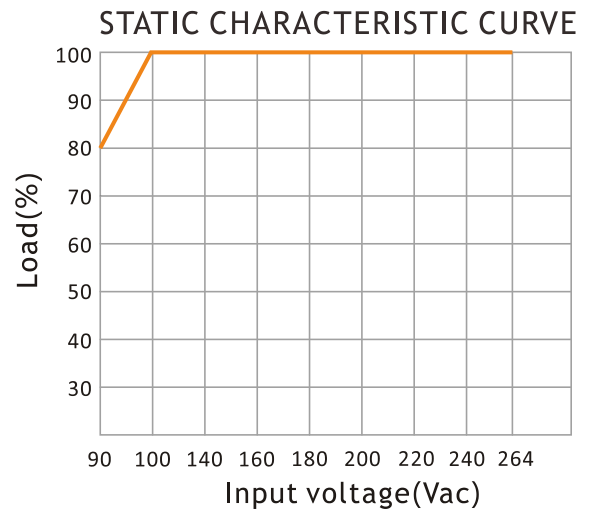
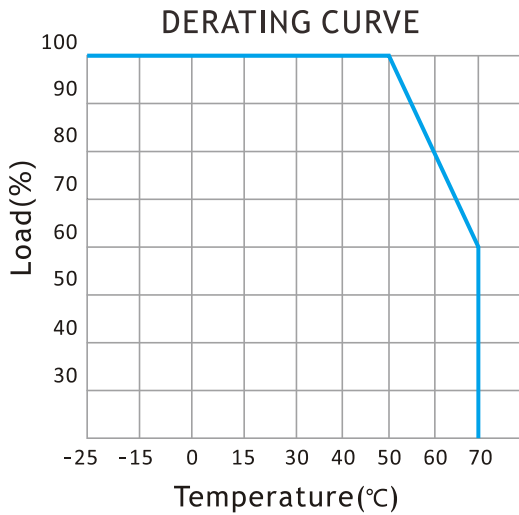
GENERAL INFORMATION

LED Driver Type	Constant Voltage
Maximum Wattage	60W (48W Max for KLQL60V-S12SW)
Input Voltage	90 ~ 264 VAC
Input Frequency	47 ~ 63 Hz
Total Harmonic Distortion	<20%
WARRANTY	3 year limited warranty
Inrush Current	50A at 230VAC cold start +25°C
MTBF	> 345kHrs to MIL-HDBK-217 at 25°C
Protection	Short circuit/over voltage/over current/over temperature protection
Approvals	Design refer to EN61347-1, EN61347-2-13, EN62493, EMC: EN55015, EN61547, EN61000-3-2, 3, EN61000-3-2
Weight	400g
Packing	36pcs/carton

MECHANICAL SPECIFICATION



CHARACTERISTIC CHARTS



BLOCK DIAGRAM

